

## GENERAL INFORMATION

### LIST OF MANUFACTURERS

#### ACCURAIL, INC

400 W Nebraska  
Elburn, IL 60119  
630-365-6400 — Voice  
630-365-6499 — Fax  
[www.elnet.com/~accurail/](http://www.elnet.com/~accurail/)

#### ACCURATE DIMENSIONALS

4185 South Fox Street  
Englewood, CO 80110-4564 USA  
303 762-0460 — Voice  
303 762-0842 — Fax

#### ALEXANDER SCALE MODELS

PO Box 7121  
Grand Rapids, MI 49510

#### ALT OHM HOBBY AB

Box 90 133  
Stockholm S-120 21 SWEDEN  
46 8 999 333 — Voice  
46 8 99 88 66 — Fax

#### AM MODELS

9520 E. Napier Avenue  
Benton Harbor, MI 49022 USA  
616 944-5129 — Voice  
616 944-1901 — Fax  
[tomarup@juno.com](mailto:tomarup@juno.com)

#### AMERICAN MODEL BUILDERS

Laserkit  
1420 Hanley Industrial Court  
St. Louis, MO 63144 USA  
314 968-3076 — Voice  
314 968-0799 — Fax  
[laserkit@aol.com](mailto:laserkit@aol.com)  
Web Site: Coming soon

#### AMSI ALL MODEL SUPPLY INTERNATIONAL

PO Box 750638  
Petaluma, CA 94975-0638  
800 227-2760 — Order Line  
707 765-9455 — Voice

#### ARISTO-CRAFT TRAINS

Polk's Model Craft Hobbies, Inc.  
346 Bergen Avenue  
Jersey City, NJ 07304-2204  
201 332-8100 — Voice  
201 332-0521 — Fax  
[aristo@cncf.com](mailto:aristo@cncf.com)  
[www.aristocraft.com/aristo](http://www.aristocraft.com/aristo)

#### ATHEARN, INC.

The Biggest Little Railroad In America  
19010 Laurel Park Road  
Compton, CA 90220  
310 631-3400 — Voice  
310 885-5296 — Fax  
[www.athearn.com](http://www.athearn.com)

#### ATLAS MODEL RAILROAD COMPANY, INC.

378 Florence Avenue  
Hillside, NJ 07205 USA  
800 872-2521 — Order Line  
[support@atlasrr.com](mailto:support@atlasrr.com)  
[www.atlasrr.com](http://www.atlasrr.com)  
Call for Catalog or Dealer

#### BACHMANN INDUSTRIES, INC.

1400 East Erie Avenue  
Philadelphia, PA 19124 USA  
215 533-1600 — Voice  
215 744-4699 — Fax

#### BK ENTERPRISES

12874 County Road 3114B  
Buena Vista, CO 81211-9102  
719 395-8076 — Voice  
[Bktruscale@aol.com](mailto:Bktruscale@aol.com)

**BOWSER MANUFACTURING CO., INC.**

PO Box 322  
Montoursville, PA 17754  
717 368-2379 — Voice  
717 368-5046 — Fax

**BRIDGEWERKS**

27068 La Paz Rd #435  
Laguna Hills, CA 92656  
949-831-9351 — Voice  
949-362-9751 — Fax

**BUILDERS IN SCALE**

Switch Master  
PO Box 460025  
Aurora, CO 80046-0025  
303 699-1822 — Voice  
800 884-1822 — Order Line  
303 680-6088 — Fax  
[www.buildersinscale.com](http://www.buildersinscale.com)

**THE BUILDING & STRUCTURE CO.**

Tomalco  
Box 1296  
Fenton, MO 63026  
618 277-5518 — Voice  
618 624-3590 — Fax  
[psmith@apci.netwww](mailto:psmith@apci.netwww)

**BUILDINGS UNLIMITED**

Myron J. Biggar Group, Inc.  
65 South Broad Street  
PO Box 239  
Nazareth, PA 18064-0239 USA  
610 759-0406 — Voice/Order Line  
610 759-1223 — Fax  
[ogaugerwy@aol.com](mailto:ogaugerwy@aol.com)  
[www.members.AOL.Com/ogaugerwy/OGR.html](http://www.members.AOL.Com/ogaugerwy/OGR.html)

**BUSCH**

Heidelberger St. Viernheim D-685AG  
Germany  
620 460-0719 — Fax

**CENTERLINE PRODUCTS**

18409 Harmony Road  
Marengo, IL 60152 USA  
815 923-1105 — Voice  
815 923-1106 — Fax

**CENTRAL VALLEY**

1203 Pike Lane  
Oceano, CA 93445 USA  
805 489-8586 — Voice  
Chicago Model International  
CMI  
PO Box 170  
Deerfield, IL 60015-0170  
847 735-8500 — Voice  
847 735-8516 — Fax  
[chimdl@aol.com](mailto:chimdl@aol.com)  
[www.xnet.com/~vmf/cmi](http://www.xnet.com/~vmf/cmi)

**CHOOCH ENTERPRISES**

PO Box 217  
Redmond, WA 98073-0217 USA  
425 788-8680 — Voice/Fax

**CITY CLASSICS**

PO Box 16502  
Pittsburg, PA 15242  
412 276-1312 — Voice/Fax

**CON-COR INTERNATIONAL**

JMC International  
1025 Industrial Drive  
Bensenville, IL 60106  
630 595-0210 — Voice  
630 595-0924 — Fax  
[jmcorders@aol.com](mailto:jmcorders@aol.com)  
[www.tucson.com/concor](http://www.tucson.com/concor)

**CVP PRODUCTS**

PO Box 835772-B  
Richardson, TX 75083-5772 USA  
972 422-2169 — Voice/Order Line  
972 516-9527 — Fax  
[kggcvp@aol.com](mailto:kggcvp@aol.com)  
[www.cvpusa.com](http://www.cvpusa.com)

**DAVE'S CUSTOM MODEL TREES**

2207 N.E. 126th Avenue  
Vancouver, WA 98684 USA  
800 683-1825 ext.#4093 — Order Line  
dherbenson@worldaccess.net.com

**DESIGN PRESERVATION MODELS**

DPM  
PO Box 66  
Linn Creek, MO 65052 USA  
573 346-1234 — Voice  
573 346-6700 — Fax  
E-mail: Coming Soon  
Website: Coming Soon

**DETAIL ASSOCIATES**

PO Box 5357  
San Luis Obispo, CA 93403 USA  
800-544-9593—Voice/Fax

**DIGITRAX, INC.**

PO Box 1424  
Norcross, GA 30091-1424 USA  
770 441-7992 — Voice  
770 441-0759 — Fax  
sales@digitrax.com  
www.digitrax.com

**EASTERN CAR WORKS, INC.**

PO Box "L" 624  
Langhorne, PA 19047 USA  
www.easterncarworks.com

**ELDORADO RAILWAYS**

28 Encantado Loop  
Santa Fe, NM 87505-8766  
505 466-3477 — Voice & Fax

**ENGLISH'S MODEL RAILROAD SUPPLY**

Bowser Manufacturing Company, Inc.  
PO Box 322

Montoursville, PA 17754 USA

717 368-2379 — Voice  
717 368-5046 — Fax

**EVERGREEN HILL DESIGNS**

Oso Publishing Company  
PO Box 5127  
Oso, WA 98223 USA  
800 337-3547 — Order Line  
360 403-0569 — Voice  
davidry@tgi.net  
www.osorail.com

**THE FROG CHRONICLES**

Green Frog Productions Ltd.  
200 N. Cobb Parkway, Suite 138  
Marietta, GA 30062-3538 USA  
770 222-2220 — Voice  
800 227-1336 — Order Line  
770 422-2467 — Fax  
gmfrog@atl.mindspring.com  
www.greenfrog.com

**GREAT WEST MODELS, INC.**

PO Box 224  
Franktown, CO 80116 USA  
303 840-0872 — Voice  
303 841-8517 — Fax

**INTEGRATED SIGNAL SYSTEMS**

PO Box 25451  
Rochester, NY 14625-0451 USA  
716 586-2032 — Voice  
iswalt@aol.com

**INTERNATIONAL HOBBY CORP.**

413 East Allegheny Ave.  
Philadelphia, PA 19134 USA  
215 426-2873 — Voice  
215 634-2122 — Fax

**KATO U.S.A., INC.**

100 Remington Road  
Schaumburg, IL 60173 USA  
www.katousa.com

**LGB OF AMERICA, INC.**

6444 Nancy Ridge Drive  
San Diego, CA 92121-2296 USA  
619 535-9387 — Voice  
619 535-1091 — Fax  
www.lgb.com

**LIFE-LIKE PRODUCTS**

1600 Union Avenue  
Baltimore, MD 21211-1998 USA  
410 889-1023 — Voice  
800 638-1471 — Order Line  
800 937-3626 — Fax

**LIONEL LLC**

Lionel  
50625 Richard W. Blvd.  
Chesterfield, MI 48051-2493 USA  
810 949-4100 — Voice  
810 949-3273 — Fax  
lionelmi@aol.com  
www.lionel.com

**LONESTAR BRIDGE & ABUTMENT**

1218 A-8 Colorado Ln.  
Arlington, TX 76015  
888-548-5656 — Voice

**LOOKS LIKE PAPER MODELS**

4260-1 Crooked Tree S. W.  
Wyoming, MI 49509 USA  
616 532-5788 — Voice  
looks-like@juno.com

**MAINLINE HOBBY SUPPLY**

1325 Ferguson Avenue  
St. Louis, MO 63133 USA  
314 726-1661 — Voice  
314 726-1698 — Fax  
thorne@prodigy.net

**MARDEN CENTER RAILWAYS**

1869 Redding Way  
Upland, CA 97784-1616  
909 466-6468 — Voice  
909 466-6998 — Fax

**MARKLIN TRAINS**

PO Box 510559  
New Berlin, WI 53151 USA  
800 825-0888 — Order Line  
www.marklin.com  
Call for nearest dealer

**MICRO ENGINEERING, INC.**

1120 Eagle Road  
Fenton, MO 63026 USA  
314 349-1112 — Voice  
800 462-6975 — Order Line  
314 349-1180 — Fax

**MIDWEST PRODUCTS CO, INC**

400 S. Indian St.  
Hobart, IN 46342  
219-942-1134 — Voice  
219-942-5703 — Fax

**MINIATRONICS CORP.**

561-K Acorn Street  
Deer Park, NY 11729 USA  
516 242-6464 — Voice  
800 942-9439 — Order Line  
516 242-7796 — Fax  
miniatronics@earthlink.net  
miniatronics.com

**MODEL POWER**

180 Smith Street  
Farmingdale, NY 11735 USA  
516 694-7022 — Voice  
516 694-7133 — Fax  
800 628-2803 — Order Line  
Quality and Affordability

#### O GAUGE RAILROADING

Myron J. Biggar Group, Inc.  
65 South Broad Street  
PO Box 239  
Nazareth, PA 18064-0239 USA  
610 759-0406 — Voice/Order Line  
610 759-0223 — Fax  
ogaugerwy@aol.com  
www.members.aol.com/ogaugerwy/org.html

#### OREGON RAIL SUPPLY

PO Box 490  
Scappoose, OR 97056-0490 USA  
503 543-6466 — Voice

#### PECO

Pritchard Patent Product Company Limited  
Underlys, Beer, Nr. Seaton Devon  
EX12 3NA U.K.EnglandUKSeaton 01297 21542  
Seaton 01297 29229 England

#### P.H. HOBBIES

6861 T Drive S.  
Athens, MI 49011  
517-741-4221 — Voice  
517-741-4136 — Fax

#### PIKESTUFF

Rix Products  
3747 Hogue Road  
Evansville, IN 47712 USA  
812 426-1749 — Voice  
812 423-3174 — Fax  
rix@rixproducts.com  
www.rixproducts.com

#### PRE-SIZE MODEL SPECIALTIES

2701 Conestoga Drive, #101  
Carson City, NV 89706 USA  
702 883-4798 — Voice  
702 883-4799 — Fax

#### ROCO

Roman & Company  
41 West 245 Prairie View Lane  
Elburn, IL 60119 USA  
630 262-1560 — Voice  
630 242-1778 — Fax  
rocousa@inil.comroco.com

#### ROECKS RR

1357 Hodges Rd  
Oceanside, CA 92056  
619-840-5556 — Voice  
rrc@cts.com  
www.rrconceptws.com

#### SHINOHARA TRACKAGE

Lambert Associates  
28312 Industrial Blvd., #D  
Hayward, CA 94545-4435 USA  
510 783-9712 — Voice/Order Line  
510 783-9715 — Fax

#### SHOWCASE MINIATURES

201 W. Lincoln St.  
Banning, CA 92220  
909 845-9914 — Voice/Fax

#### TILLIG PILZ

Reynauld's Euro-Imports, Inc.  
113 South Third Street  
Geneva, IL 60134 USA  
630 262-0771 — Voice  
630 262-0778 — Fax  
eurotrains@inil.com  
euro-trains@inil.com

#### TOMAR INDUSTRIES

9520 E. Napier Avenue  
Benton Harbor, MI 49022 USA  
616 944-5129 — Voice  
616 944-1901 — Fax  
tomarupWjuno.com

**TOOL MAN (THE)**

Nova Distributing  
7621 Lake Highlands Drive  
Fort Worth, TX 76179 USA  
817 236-7609 — Voice/Fax  
toolman@airmail.net  
www.hobbytools.com

**TRUE-SCALE MODELS, INC.**

12874 County Road 314B  
Buena Vista, CO 81211-9102 USA  
719 395-8076 — Voice  
Bktruscale@aol.com

**WM. K. WALTHERS, INC.**

5601 West Florist Avenue  
PO Box 3039  
Milwaukee, WI 53201-3039 USA  
414 527-0770 — Voice  
800 877-7171 — Order Line  
414 527-4423 — Fax  
www.walters.com

**WESTERFIELD**

53 River Lane  
Crossville, TN 38555 USA  
931 484-7233 — Voice  
931 456-4122 — Fax  
westerfield@multipro.com  
www.multipro.com/westerfield

**WESTERN SCALE MODELS**

















PO Box 7074  
Northridge, CA 91327-7074 USA  
818 368-7033 — Voice/Fax

**WOODLAND SCENICS**

PO Box 98  
Linn Creek, MO 65052 USA  
573 346-5555 — Voice  
573 346-3768 — Fax  
sales@woodlandscenics.com

## COMMAND CARD

### 3D RAILROAD TOOLBAR BUTTONS

<i>Button</i>	<i>Name</i>	<i>Description</i>
	New (Ctrl+N)	Opens a new, untitled, empty plan window.
	Open (Ctrl+O)	Opens a previously saved plan from disk.
	Save (Ctrl+S)	Saves the plan you're currently working on to disk, keeps the same name.
	Print Preview	Shows a preview of how a plan will print .
	Print	Prints a plan to paper.
	About	Shows information about the program.
	Help	Shows on-line help information.
	Tool Parameters	Sets plan's tool default settings.
	Zoom In (Ctrl+PgUp)	Enlarges a plan for detailed editing.
	Zoom Out (Ctrl+PgDn)	Reduces a plan to see more at once.
	Cut (Ctrl+X)	Removes objects and places them onto the clipboard.
	Copy (Ctrl+C)	Copies objects and places them onto the clipboard.
	Paste (Ctrl+V)	Inserts clipboard objects into a plan.
	Undo (Ctrl+Z)	Reverses the most recent draw/edit operation.
	Create Materials Report	Displays a list of all objects/materials in the current plan. Allows sorting, printing, etc..
	Manufacturer Parts List	Displays part lists for a variety of model railroad manufacturers' products. Allows editing or creating custom shopping lists.



Layers

Pop-up menu selects working layer.



Selector

Selects objects for other operations. Moves, resizes, rotates objects.



Sketch

Draws a freehand, sketched object.



Line

Draws a line between two points.



Box

Draws a rectangular box or square.



Rounded Box

Draws a rectangular box or square that has rounded corners.



Arc

Draws an arc.



Circle/Oval

Draws a circle or oval.



Polygon

Draws a polygonal object of line segments.



Spline

Draws a spline based curve.



Text

Enters text on plan.



Rotate

Rotates objects around an origin point



Measure Line

Measures the distance between two points.



Measure Box

Measures a rectangular/square area.



Dimension Line

Draws an editable dimension line.



Dimension Angle

Draws an editable dimension arc for angles.



Put selection into library

Puts objects into the currently active symbol/object library.



Get selection from library


















Displays and retrieves objects from the currently active object library.














Insert Picture




Imports a bitmap picture (\*.bmp file) and inserts it into 2D plan window.
















	Insert 3D Bitmap	Imports bitmap (*.bmp) and mask (*.msk), and inserts it into 3D window.
	Insert 3D Object	Imports a 3D object (3D Studio or DXF)
	Benchwork	Draws polygonal benchwork structures that appear in the 3D view.
	Terrain	Draws a terrain polygon that can be customized with the terrain editor.
	Train	Creates a train for testing layout functionality.
	Send selection to front	Moves objects in front of other overlapping objects.
	Send selection to back	Moves objects behind other overlapping objects.
	Group (Ctrl+G)	Groups multiple objects so they are treated as a single object.
	Ungroup (Ctrl+U)	Ungroups objects into their original component parts. Reverses Group.
	Rotate Right	Rotates objects 90 degrees to the right.
	Rotate Left	Rotates objects 90 degrees to the left.
	Flip 2D Vertical	Flips the selected object vertically.
	Flip 2D Horizontal	Flips the selected objects horizontally.
	Grid	Shows/hides grid lines.
	Straight Track	Draws a straight section of track.
	Curved Track	Draws a curved section of track.
	Oval Track	Draws an oval section of track.
	Spline/Flex Track	Draws a spline-based section of track (simulates flex track).

	Select Track Chain	Selects a group of track to apply various attributes.
	Track Wizard	Opens the dialog box for the Track Wizard.
	Spline Connect	Connects two sections of track using a piece of spline track.
	Straight/Curve Connect	Connect two sections of track using a combination of straight and curve track.
	Cut Track	Cuts a single piece of track into multiple pieces.
	Parallel Track	Creates an identical piece of track parallel to the selected piece.
	Set Selected Track Elevations	Applies elevation information to multiple pieces of track.
	Chain Track Elevation	Applies elevation information to connected pieces of track.
	Track Snap	When on, connects/snaps track pieces together at the correct angles. (Curve directions are determined by which end of curves are snapped).
	Snap to Grid	Snaps the nearest edge/point of a drawn or moved object to the grid.
	Snap to object corners	Snaps a drawn or moved object to other object corners.

## 3D VIEW

	Camera	Creates 2D camera for controlling 3D-view-perspective.
	3D view	Opens a window and creates 3D view of current plan.
	3D wireframe	Shows the 3D view as a wireframe.

MOVEMENT CONTROLS

	Camera move forward		Camera move backward
	Camera turn left		Camera turn right
	Camera move up		Camera move down
	Camera move left		Camera move right
	Camera tilt forward		Camera tilt backward
	Camera tilt left		Camera tilt right
	Reset camera		

VIEW CONTROLS

	From birds-eye view		From left side view
	From right side view		Front view
	Back view		Lightens 3D view
	Darkens 3D view		

METRIC CONVERSION TABLES

Metric To English			English to Metric		
From	To	Multiply by	From	To	Multiply by
meters	yards	1.094.0000	yards	meters	.9144
meters	feet	3.2810	feet	meters	.3048
meters	inches	39.3700	inches	centimeters	2.5400
kilometers	miles	.6214	miles	kilometers	1.6090